

South Dundas Drinking Water System

Waterworks # 220001012
System Category – Large Municipal Residential

Annual Water Report

Prepared For: Township of South Dundas

Reporting Period of January 1st – December 31st 2024

Issued: January 30, 2025

Revision: 0

Operating Authority:



The Municipality of
SOUTH DUNDAS

This report has been prepared to satisfy the annual reporting requirements in O.Reg 170/03 Section 11 and Schedule 22

Table of Contents

Annual Water Report..... 1

Revision History..... 2

Report Availability 2

Compliance Report Card 2

System Process Description..... 2

 Raw Source 2

 Treatment..... 3

 Distribution..... 3

Summary of Non-Compliance..... 3

 Adverse Water Quality Incidents..... 3

 Non-Compliance 3

 Non-Compliance Identified in a Ministry Inspection:..... 3

 Community Complaints 4

Flows..... 4

 Raw Water Flows..... 4

 Raw Flows 4

 Maximum Flow Rates..... 4

 Treated Water Flows 5

 Treated Flows..... 5

 Treated Flows..... 5

 Annual Total Flow Comparison 5

Regulatory Sample Results Summary 6

 Microbiological Testing..... 6

 Operational Testing 6

 Inorganic Parameters 6

 Schedule 15 Sampling: 7

 Organic Parameters 7

 Additional Legislated Samples..... 9

Major Maintenance Summary..... 9

 Distribution Maintenance..... 9

WTRS Data and Submission Confirmation A

Revision History

Date	Revision #	Revision Notes	Revised By
January 30th, 2024	0	Annual report issued	Chelsea Fletcher, PCT Municipality of South Dundas

Report Availability

This system does not serve more than 10,000 residence and the annual reports will be available to residents at the municipal office, located at 34 Ottawa Street, Morrisburg, ON. The report will also be available on the municipal website. (www.southdundas.com)

Compliance Report Card

Compliance Event	# of Events
Ministry of Environment Inspections	- 1 Ministry Inspection on October 9, 2024 - Final Inspection Rating: N/A o Report issued on December 12, 2024
Ministry of Labour Inspections	- No Ministry of Labour Inspections in 2024
QEMS External Audit	- QEMS audit on February 28 th , 2024 and November 12 th 2024
AWQI's/BWA	- No AWQI or BWA in 2024
Non-Compliance	- No non-compliance in 2024
Community Complaints	- No Community Complaints in 2024
Spills	- No spills in 2024
Watermain Breaks	- 11 watermain breaks in 2024 referenced under Distribution Maintenance

System Process Description

Raw Source

Water is drawn from the St. Lawrence River through a 450 mm diameter steel intake pipe equipped with a sodium hypochlorite feed system for zebra mussel control. The raw water intake crib is located off shore, south of the low lift building located at the base of Augusta Street in Morrisburg. Three vertical turbine pumps convey water from the low lift building to the water treatment plant located at 99 Augusta Street, Morrisburg.

Treatment

Inside the water treatment facility, water undergoes ultra-filtration through membrane cassettes (ZeeWeed membranes, manufactured by Zenon) which are housed in large concrete tanks. There are three concrete filter tanks, each of which contains two ultra-filtration cassettes. Each filter has a chemical clean and backwash system. They are each equipped with a turbidity analyzer. Three granular activated carbon (GAC) contactors provide taste and odour control. Sodium hypochlorite is used for disinfection. A multi-cell baffled clearwell provides chlorine contact time.

Treatment Chemicals used during the reporting year:

Chemical Name	Use	Supplier
Sodium Hypochlorite	Disinfection	KIK Consumer Products

Distribution

Water is transported through an 11.5 km transmission main from Morrisburg to Iroquois. The water is re-chlorinated at a booster station in Iroquois. A steel elevated storage tank is located in each town. Each has a capacity of 945 m³. There are approximately 15 kilometers of water main in Morrisburg and approximately 12 kilometers in Iroquois. The watermains are composed of PVC, cast iron and ductile iron. The combination of clear wells, the reservoir and the elevated tanks provide for peak hour demands and fire flows.

Summary of Non-Compliance

Adverse Water Quality Incidents

Date	AWQI #	Location	Problem	Details	Legislation	Corrective Action Taken
02/17/24 and 02/21/24	164503	99 Augusta St	Lost Historical Data	Files on historical data were corrupted when a server at the MWTP was rebooted	Safe Drinking Water Act, 2002	OCWA retrieved trending data and Capital Controls has created safeguards to prevent the issue from reoccurring.

Non-Compliance

Legislation	requirement(s) system failed to meet	duration of the failure (i.e. date(s))	Corrective Action	Status
There was no non-compliance issues reported during the reporting period.				

Non-Compliance Identified in a Ministry Inspection:

Legislation	requirement(s) system failed to meet	duration of the failure (i.e. date(s))	Corrective Action	Status
There were no non-compliances identified from a Ministry Inspection during this period.				

Community Complaints

Date	Location	Details of Complaint	Corrective Action Taken
There was no community complaints reported during the reporting period.			

Flows

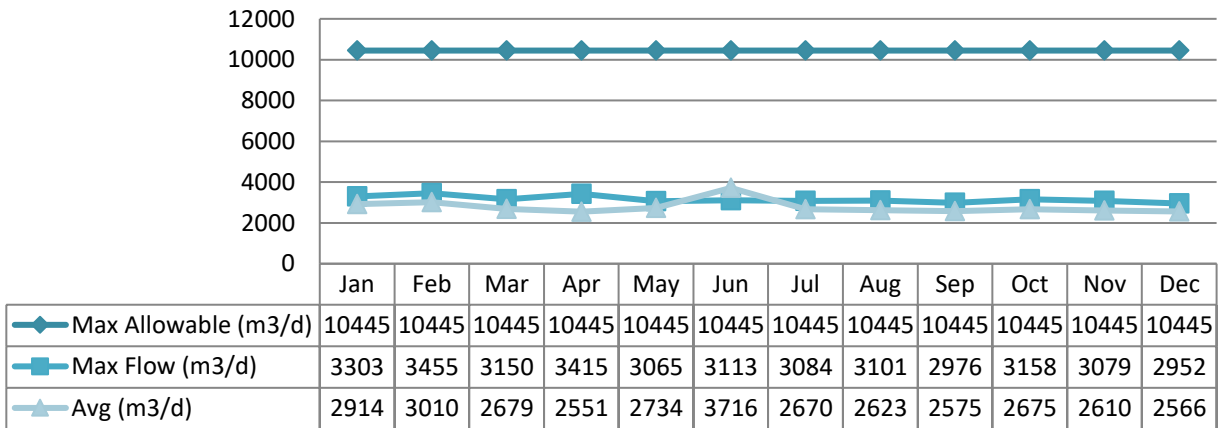
The South Dundas Drinking Water System is operating on average under half the rated capacity.

Raw Water Flows

Raw water flows are regulated under the Permit to Take Water (PTTW). The raw flow data for 2024 was submitted to the Ministry electronically under Permit #4362-AAKQNY. The submission confirmation can be found attached in Appendix A.

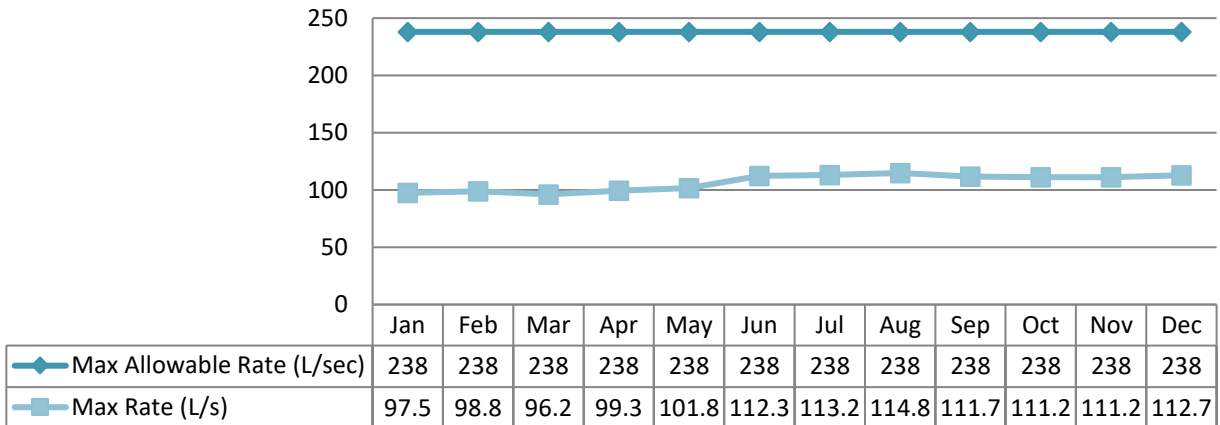
Raw Flows

Max Allowable Flow - PTTW



Maximum Flow Rates

Max Allowable Rate - PTTW

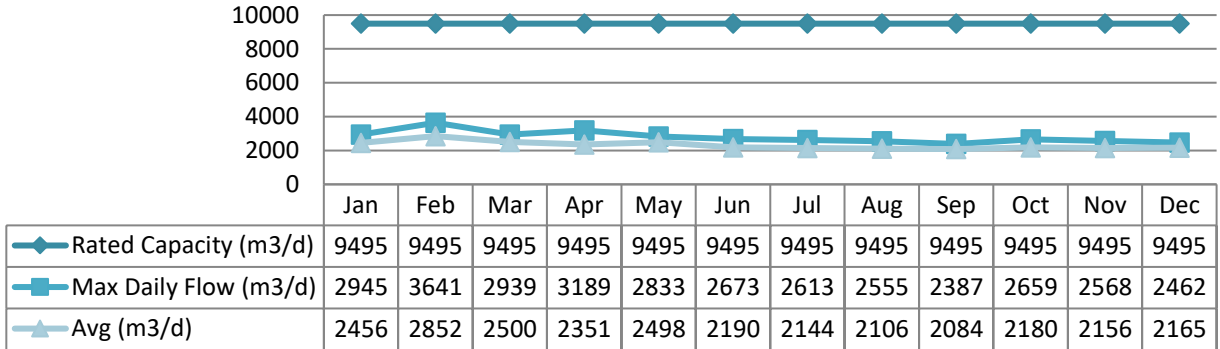


Treated Water Flows

The Treated Water flows are regulated under the Municipal Licence. (MDWL)

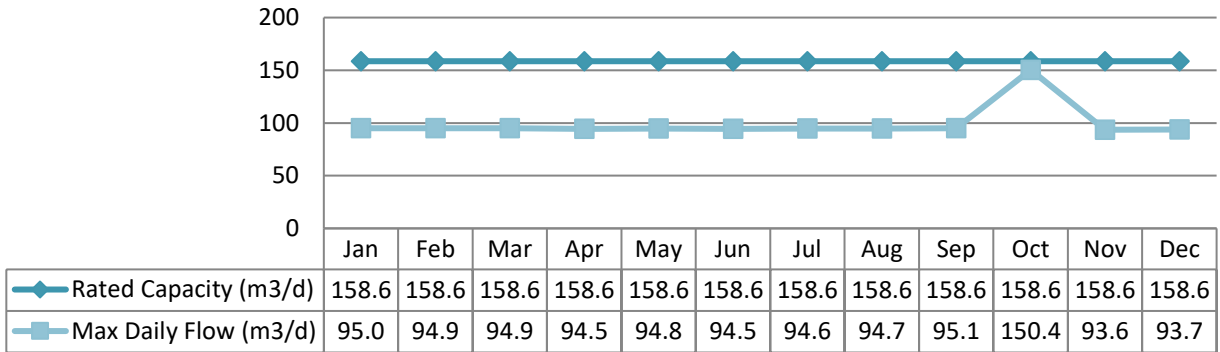
Treated Flows

Rated Capacity - MDWL

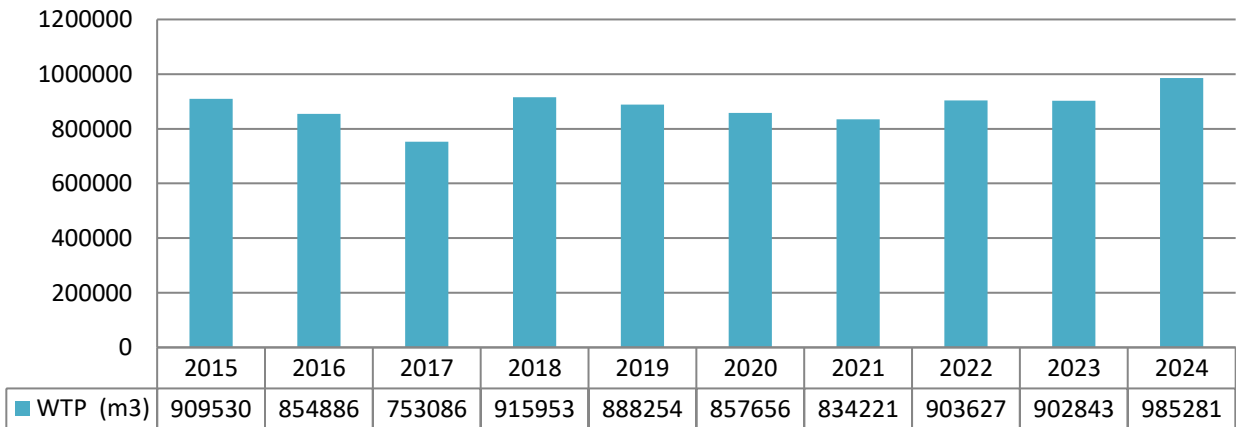


Treated Flows

Max Allowable Rate - MDWL



Annual Total Flow Comparison



Regulatory Sample Results Summary

Microbiological Testing

	No. of Samples Collected	Range of E.Coli Results		Range of Total Coliform Results		Range of HPC Results	
		Min	Max	Min	Max	Min	Max
Raw Water	54	0	3	0	12		
Treated Water	54	0	0	0	0	<2	<2
Distribution Water	160	0	0	0	0	<2	<2

Operational Testing

	No. of Samples Collected	Range of Results		
		Minimum	Average	Maximum
Turbidity, On-line (NTU) - RW	8760	N/A	0.500	9.989
Turbidity, On-Line (NTU) - TW	8760	N/A	0.048	0.80
Turbidity, On-Line (NTU) - Filt1	8760	N/A	0.026	0.98
Turbidity, On-Line (NTU) - Filt2	8760	N/A	0.037	0.110
Turbidity, On-Line (NTU) - Filt3	8760	N/A	0.027	0.100
Free Chlorine Residual, On-Line (mg/L) - TW	8760	0.88	1.53	2.99
Free Chlorine Residual, On-line (mg/L) – Iroquois Booster	8760	0.38	1.46	2.42
Free Chlorine Residual, On-Line (mg/L) - DW	8760	0.48	1.11	2.26
Free Chlorine Residual, DW Field (mg/L) - DW	160	0.50	N/A	1.72

NOTE: spikes recorded by on-line instrumentation were a result of air bubbles and various maintenance/calibration activities. All spikes are reviewed for compliance with O.Reg 170/03

Inorganic Parameters

These parameters are tested as a requirement under 170/03. Sodium and Fluoride are required to be tested every 60 months. Nitrate and Nitrite are tested quarterly and the metals are tested annually as required under 170/03. In the event any of the parameters exceed half of the maximum allowable concentration the parameter is required to be sampled quarterly.

- MAC = Maximum Allowable Concentration as per O.Reg 169/03
- BDL = Below the laboratory detection level

	Sample Date (yyyy/mm/dd)	Sample Result	MAC	No. of Exceedances	
				MAC	1/2 MAC
Treated Water					
Antimony: Sb (ug/L) - TW	2024/03/12	<BDL 0.1	6.0	No	No
Arsenic: As (ug/L) - TW	2024/03/12	<BDL 0.1	10.0	No	No
Barium: Ba (ug/L) - TW	2024/03/12	0.019	1000.0	No	No
Boron: B (ug/L) - TW	2024/03/12	<BDL 5.0	5000.0	No	No
Cadmium: Cd (ug/L) - TW	2024/03/12	<BDL 0.01	5.0	No	No
Chromium: Cr (ug/L) - TW	2024/03/12	<BDL 2.0	50.0	No	No
Mercury: Hg (ug/L) - TW	2024/03/12	<BDL 0.02	1.0	No	No

	Sample Date (yyyy/mm/dd)	Sample Result	MAC	No. of Exceedances	
				MAC	1/2 MAC
Selenium: Se (ug/L) - TW	2024/03/12	<BDL 1.0	50.0	No	No
Uranium: U (ug/L) - TW	2024/03/12	0.00037	20.0	No	No
Additional Inorganics					
Fluoride (mg/L) - TW	2021/03/01	0.1	1.5	No	No
Nitrite (mg/L) - TW	2024/01/08	<BDL 0.06	1.0	No	No
Nitrite (mg/L) - TW	2024/04/08	<BDL 0.05	1.0	No	No
Nitrite (mg/L) - TW	2024/07/15	<BDL 0.05	1.0	No	No
Nitrite (mg/L) - TW	2024/10/07	<BDL 0.05	1.0	No	No
Nitrate (mg/L) - TW	2024/01/08	0.28	10.0	No	No
Nitrate (mg/L) - TW	2024/04/08	0.31	10.0	No	No
Nitrate (mg/L) - TW	2024/07/15	0.17	10.0	No	No
Nitrate (mg/L) - TW	2024/10/07	0.12	10.0	No	No
Sodium: Na (mg/L) - TW	2021/03/01	17.5	20*	No	Yes

*There is no "MAC" for Sodium. The aesthetic objective for sodium in drinking water is 200 mg/L. The local Medical Officer of Health should be notified mg/L when the sodium concentration exceeds 20 mg/L so that this information may be communicated to local physicians for their use with patients on sodium restricted diets.

Schedule 15 Sampling:

The Schedule 15 Sampling is required under O.Reg 170/03. This system is under reduced sampling. Lead sampling is due between December 15 2025 – April 15 2026 and June 15 – October 15 2026. Last lead samples were collected in July of 2024.

Distribution System	Number of Sampling Points	Number of Samples	Range of Results		MAC (ug/L)	Number of Exceedances
			Minimum	Maximum		
Alkalinity (mg/L)	6	6	95	103	N/A	N/A
pH	6	6	7.83	8.08	N/A	N/A
Lead (ug/l)	6	3	0.06	0.25	10	0

Organic Parameters

These parameters are tested annually as a requirement under O.Reg 170/03. In the event any of the parameters exceed half of the maximum allowable concentration the parameter is required to be sampled quarterly.

	Sample Date (yyyy/mm/dd)	Sample Result	MAC	Number of Exceedances	
				MAC	1/2 MAC
Treated Water					
Alachlor (ug/L) - TW	2024/03/12	<BDL 0.3	5.0	No	No
Atrazine + N-dealkylated metabolites (ug/L) - TW	2024/03/12	<BDL 0.5	5.0	No	No
Azinphos-methyl (ug/L) - TW	2024/03/12	<BDL 1.0	20.0	No	No
Benzene (ug/L) - TW	2024/03/12	<BDL 0.5	1.0	No	No
Benzo(a)pyrene (ug/L) - TW	2024/03/12	<BDL 0.006	0.01	No	Yes

	Sample Date (yyyy/mm/dd)	Sample Result	MAC	Number of Exceedances	
				MAC	1/2 MAC
Bromoxynil (ug/L) - TW	2024/03/12	<BDL 0.5	5.0	No	No
Carbaryl (ug/L) - TW	2024/03/12	<BDL 3.0	90.0	No	No
Carbofuran (ug/L) - TW	2024/03/12	<BDL 1.0	90.0	No	No
Carbon Tetrachloride (ug/L) - TW	2024/03/12	<BDL 0.2	2.0	No	No
Chlorpyrifos (ug/L) - TW	2024/03/12	<BDL 0.5	90.0	No	No
Diazinon (ug/L) - TW	2024/03/12	<BDL 1.0	20.0	No	No
Dicamba (ug/L) - TW	2024/03/12	<BDL 1.0	120.0	No	No
1,2-Dichlorobenzene (ug/L) - TW	2024/03/12	<BDL 0.5	200.0	No	No
1,4-Dichlorobenzene (ug/L) - TW	2024/03/12	<BDL 0.5	5.0	No	No
1,2-Dichloroethane (ug/L) - TW	2024/03/12	<BDL 0.5	5.0	No	No
1,1-Dichloroethylene (ug/L) - TW	2024/03/12	<BDL 0.5	14.0	No	No
Dichloromethane (Methylene Chloride) (ug/L) - TW	2024/03/12	<BDL 5.0	50.0	No	No
2,4-Dichlorophenol (ug/L) - TW	2024/03/12	<BDL 0.2	900.0	No	No
2,4-Dichlorophenoxy acetic acid (2,4-D) (ug/L) - TW	2024/03/12	<BDL 1.0	100.0	No	No
Diclofop-methyl (ug/L) - TW	2024/03/12	<BDL 0.9	9.0	No	No
Dimethoate (ug/L) - TW	2024/03/12	<BDL 1.0	20.0	No	No
Diquat (ug/L) - TW	2024/03/12	<BDL 5.0	70.0	No	No
Diuron (ug/L) - TW	2024/03/12	<BDL 5.0	150.0	No	No
Glyphosate (ug/L) - TW	2024/03/12	<BDL 25.0	280.0	No	No
Malathion (ug/L) - TW	2024/03/12	<BDL 5.0	190.0	No	No
2-Methyl-4chlorophenoxyacetic Acid (MCPA)	2024/03/12	<BDL 10.0	100.0	No	No
Metolachlor (ug/L) - TW	2024/03/12	<BDL 3.0	50.0	No	No
Metribuzin (ug/L) - TW	2024/03/12	<BDL 3.0	80.0	No	No
Monochlorobenzene (Chlorobenzene) (ug/L) - TW	2024/03/12	<BDL 0.5	80.0	No	No
Paraquat (ug/L) - TW	2024/03/12	<BDL 1.0	10.0	No	No
PCB (ug/L) - TW	2024/03/12	<BDL 0.05	3.0	No	No
Pentachlorophenol (ug/L) - TW	2024/03/12	<BDL 0.2	60.0	No	No
Phorate (ug/L) - TW	2024/03/12	<BDL 0.3	2.0	No	No
Picloram (ug/L) - TW	2024/03/12	<BDL 5.0	190.0	No	No
Prometryne (ug/L) - TW	2024/03/12	<BDL 0.1	1.0	No	No
Simazine (ug/L) - TW	2024/03/12	<BDL 0.5	10.0	No	No
Terbufos (ug/L) - TW	2024/03/12	<BDL 0.5	1.0	No	No
Tetrachloroethylene (ug/L) - TW	2024/03/12	<BDL 0.5	10.0	No	No
2,3,4,6-Tetrachlorophenol (ug/L) - TW	2024/03/12	<BDL 0.2	100.0	No	No
Triallate (ug/L) - TW	2024/03/12	<BDL 10.0	230.0	No	No
Trichloroethylene (ug/L) - TW	2024/03/12	<BDL 0.5	5.0	No	No
2,4,6-Trichlorophenol (ug/L) - TW	2024/03/12	<BDL 0.2	5.0	No	No
Trifluralin (ug/L) - TW	2024/03/12	<BDL 0.5	45.0	No	No
Vinyl Chloride (ug/L) - TW	2024/03/12	<BDL 0.2	1.0	No	No

Distribution Water	Sample Year	RAA	MAC	Number of Exceedances	
				MAC	½ MAC
Trihalomethane: Total (ug/L) - RAA - DW	2024	35.25	100	No	No
Haloacetic Acids: Total (ug/L) - RAA - DW	2024	7.775	80	No	No

RAA= Running Annual Average

MAC = Maximum Allowable Concentration as per O.Reg 169/03

BDL = Below the laboratory detection level

Additional Legislated Samples

Document	Parameter	Limit (mg/L)	Result (mg/L)
MDWL # 165-101	Filter Backwash Supernatant Suspended Solids	Annual Average < 25	2.00

Major Maintenance Summary

Description
<ul style="list-style-type: none"> - GAC Tank 1 Carbon Filter Media Replaced - Replaced air drier

Distribution Maintenance

Date	Location Reference	Category	Details	Corrective Repair
01/05/24	147 Main Street (Morrisburg)	1	6" ductile iron, radial break	Clamp 6.85-7.25
01/12/24	11 Broder Cres (Morrisburg)	1	6" ductile iron, radial break	Clamp 6.85-7.25
01/26/24	16A Charles (Iroquois)	1	6" ductile iron, radial break	Clamp 6.85-7.25
01/31/24	11 Dundas St (Iroquois)	1	6" ductile iron, radial break	Clamp 6.85-7.25
02/15/24	8 Elizebeth Dr (Iroquois)	1	6" ductile iron, radial break	Clamp 6.85-7.25
03/14/24	22 Beach St. (Iroquois)	1	6" ductile iron, radial break	Clamp 6.85-7.25
03/21/24	2 Ann St (Iroquois)	1	6" ductile iron, radial break	Clamp 6.85-7.25
04/15/24	12401 Cty Rd 2 (Morrisburg)	1	6" ductile iron, radial break	Clamp 6.85-7.25
11/22/24	45 Farlinger	1	6" cast iron, radial break	Clamp 6.85-7.25
11/28/24	25 Prospect Rd (Morrisburg)	1	10" ductile iron, radial break	Clamp 11.05-11.45
12/17/24	2 Island Park Dr (Iroquois)	1	6" ductile iron, radial break	Clamp 6.85-7.25

Appendix A

WTRS Data and Submission Confirmation



Ministry of the Environment,
Conservation and Parks

| [WT DATA](#) | [USER PROFILE](#) | [CONTACT US](#) | [HELP](#) | [HOME](#) | [LOGOUT](#) |

Location: [WTRS](#) / [WT DATA](#) / [Input WT Record](#)

WTRS-WT-008

Water Taking Data submitted successfully.

Confirmation:

Thank you for submitting your water taking data online.

Permit Number: 4362-AAKQNY
Permit Holder: THE CORPORATION OF THE TOWNSHIP OF SOUTH DUNDAS.
Received on: Jan 22, 2025 11:23 AM

This confirmation indicates that your data has been received by the Ministry, but should not be construed as acceptance of this data if it differs from that specified on the Permit Number, assigned to the Permit Holder stated above.